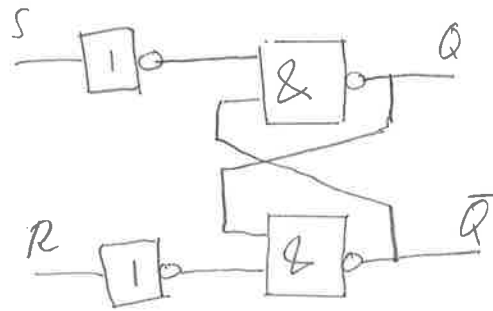


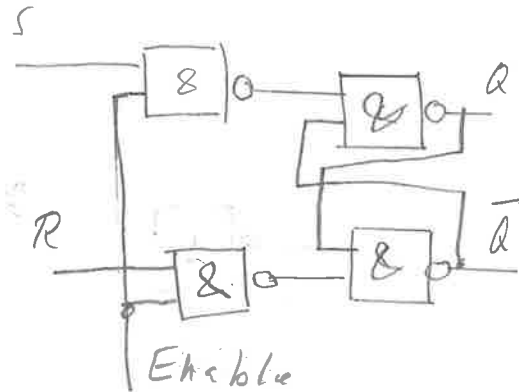
- SR-latch
- D-latch
- D-vippa

SR-latch (låskrets)



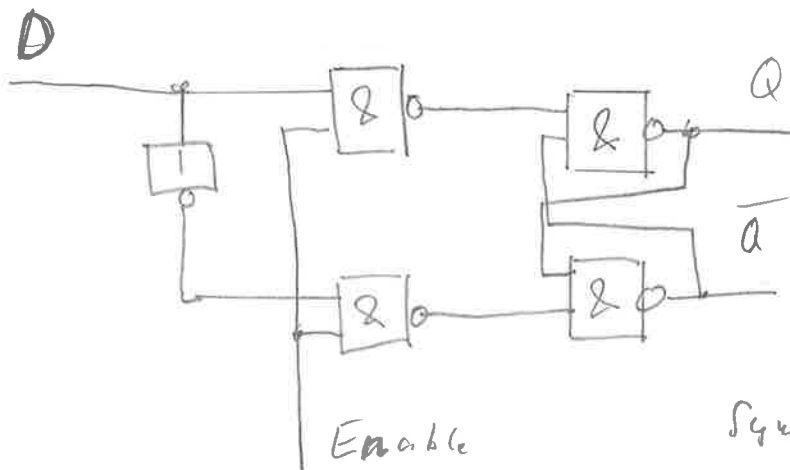
S	R	Q	\bar{Q}
0	0	Q	\bar{Q}
0	1	0	1
1	0	1	0
1	1	(1 1)	

SR-latch med Enable (s. 280)



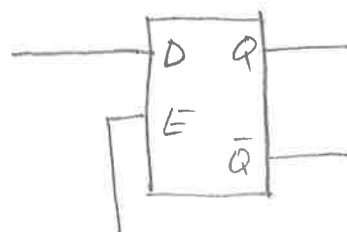
E	S	R	Q	\bar{Q}
0	-	-	Q	\bar{Q}
1	0	0	Q	\bar{Q}
1	0	1	0	1
1	1	0	1	0
1	1	1	(1 1)	

D-latch (s. 281)



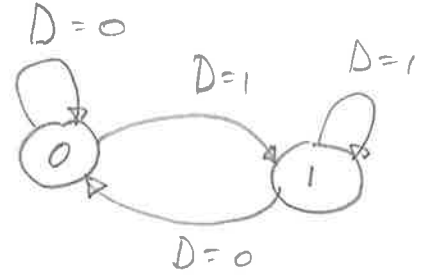
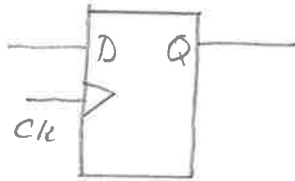
E	D	Q	\bar{Q}
0	0	Q	\bar{Q}
0	1	Q	\bar{Q}
1	0	0	1
1	1	1	0

Symbol



D-vippan (s. 80) D-flip-flop

Symbol



ck	D	Q ⁺
0	-	Q
1	-	Q
1	0	0
1	1	1

D	Q ⁺
0	0
1	1

D-latch och D-vippan Kopplat till samma signaler (Enable och ck församma klockpuls och D-ingåarna har samma D-signal)

