

GP2Y0A02YK

Long Distance Measuring Sensor

■ Features

1. Less influence on the colors of reflected objects and their reflectivity, due to optical triangle measuring method
2. Distance output type
(Detection range:20 to 150cm)
3. An external control circuit is not necessary
Output can be connected directly to a microcomputer

■ Applications

1. For detection of human body and various types of objects in home appliances, OA equipment, etc

■ Absolute Maximum Ratings ($T_a=25^\circ\text{C}$)

Parameter	Symbol	Rating	Unit
Supply voltage	V_{CC}	-0.3 to +7	V
*1 Output terminal voltage	V_O	-0.3 to $V_{CC} + 0.3$	V
Operating temperature	T_{opr}	-10 to +60	$^\circ\text{C}$
Storage temperature	T_{stg}	-40 to +70	$^\circ\text{C}$

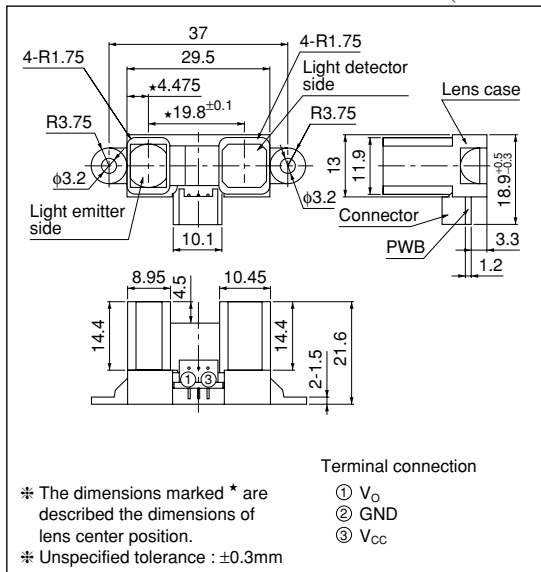
*1 Open collector output

■ Recommended Operating Conditions

Parameter	Symbol	Rating	Unit
Operating Supply voltage	V_{CC}	4.5 to 5.5	V

■ Outline Dimensions

(Unit : mm)



■ Electro-optical Characteristics

($T_a=25^{\circ}\text{C}$, $V_{CC}=5\text{V}$)

Parameter	Symbol	Conditions	MIN.	TYP.	MAX.	Unit
Distance measuring range	ΔL	*2 *3	20	-	150	cm
Output terminal voltage	V_O	*2 $L=150\text{cm}$	0.25	0.4	0.55	V
Difference of output voltage	ΔV_O	*2 Output change at $L=150\text{cm}$ to 20cm	1.8	2.05	2.3	V
Average dissipation current	I_{CC}	-	-	33	50	mA

Note) L: Distance to reflective object

*2 Using reflective object: White paper (Made by Kodak Co. Ltd. gray cards R-27 · white face, reflective ratio: 90%)

*3 Distance measuring range of the optical sensor system

Fig.1 Internal Block Diagram

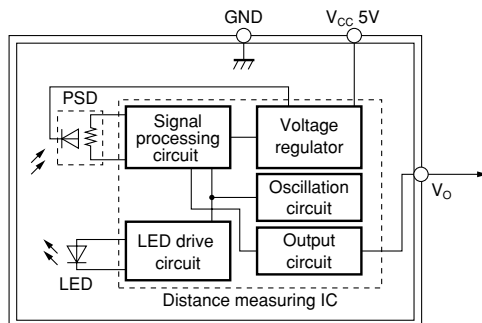


Fig.2 Timing Chart

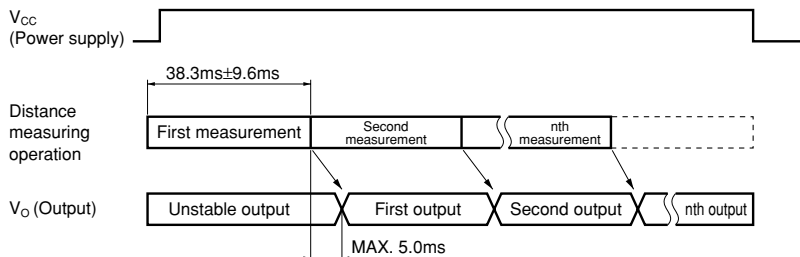
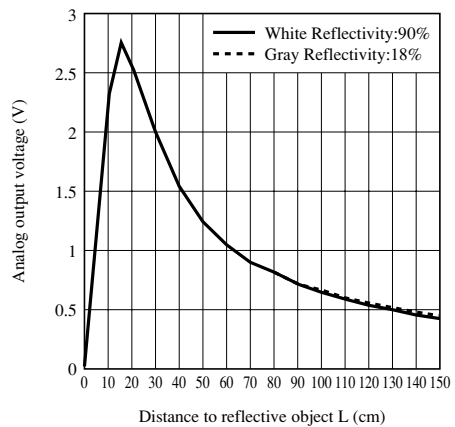


Fig.3 Analog Output Voltage vs. Distance to Reflective Object



NOTICE

- The circuit application examples in this publication are provided to explain representative applications of SHARP devices and are not intended to guarantee any circuit design or license any intellectual property rights. SHARP takes no responsibility for any problems related to any intellectual property right of a third party resulting from the use of SHARP's devices.
- Contact SHARP in order to obtain the latest device specification sheets before using any SHARP device. SHARP reserves the right to make changes in the specifications, characteristics, data, materials, structure, and other contents described herein at any time without notice in order to improve design or reliability. Manufacturing locations are also subject to change without notice.
- Observe the following points when using any devices in this publication. SHARP takes no responsibility for damage caused by improper use of the devices which does not meet the conditions and absolute maximum ratings to be used specified in the relevant specification sheet nor meet the following conditions:
 - (i) The devices in this publication are designed for use in general electronic equipment designs such as:
 - Personal computers
 - Office automation equipment
 - Telecommunication equipment [terminal]
 - Test and measurement equipment
 - Industrial control
 - Audio visual equipment
 - Consumer electronics
 - (ii) Measures such as fail-safe function and redundant design should be taken to ensure reliability and safety when SHARP devices are used for or in connection with equipment that requires higher reliability such as:
 - Transportation control and safety equipment (i.e., aircraft, trains, automobiles, etc.)
 - Traffic signals
 - Gas leakage sensor breakers
 - Alarm equipment
 - Various safety devices, etc.
 - (iii) SHARP devices shall not be used for or in connection with equipment that requires an extremely high level of reliability and safety such as:
 - Space applications
 - Telecommunication equipment [trunk lines]
 - Nuclear power control equipment
 - Medical and other life support equipment (e.g., scuba).
- Contact a SHARP representative in advance when intending to use SHARP devices for any "specific" applications other than those recommended by SHARP or when it is unclear which category mentioned above controls the intended use.
- If the SHARP devices listed in this publication fall within the scope of strategic products described in the Foreign Exchange and Foreign Trade Control Law of Japan, it is necessary to obtain approval to export such SHARP devices.
- This publication is the proprietary product of SHARP and is copyrighted, with all rights reserved. Under the copyright laws, no part of this publication may be reproduced or transmitted in any form or by any means, electronic or mechanical, for any purpose, in whole or in part, without the express written permission of SHARP. Express written permission is also required before any use of this publication may be made by a third party.
- Contact and consult with a SHARP representative if there are any questions about the contents of this publication.